

J.E. LOVE CO.

309 WEST CALIFORNIA STREET, P.O. BOX 188

GARFIELD, WASHINGTON 99130-0188

TELEPHONE: (509) 635-1321

FAX: (509) 635-1434


LOVE/ØYJORD SEEDER

OPTIONAL EQUIPMENT FURNISHED WITH STANDARD

S10115, SMALL BATCH FUNNEL

The Small Batch Funnel optional metering equipment is for sowing pre-measured amounts of seed that can be distributed in one (1) revolution of the pocketed wheel and is shipped as standard equipment with each **LOVE/ØYJORD SEEDER**. This equipment consists of one each of **S10115, Small Batch Funnel**, and **S12031, Funnel Support Assembly**.

To use this option, the seed that you wish to distribute in one revolution of the pocketed wheel is measured, usually by weight, and pre-bagged. The first bag of seed to be sown is placed in the small batch hopper. At the start of the designated plot, the operator trips the lever and the seed spreads down over the cone into the pocketed wheel. The operator drops the funnel and loads the next seed packet while the first packet is being distributed.



SMALL BATCH FUNNEL, SAFETY COVER, AND FUNNEL SUPPORT ASSEMBLY




**S10115
SMALL BATCH FUNNEL**

The small batch funnel, S10115, is used for sowing short seed lots or small quantities of seed. With this attachment, the entire seed lot will be sown in one rotation of the Feeder Wheel.



Standard Metering Equipment

- The standard metering equipment for bulk sowing of the standard range of seed types consists of a multi-element feeder and spinner distribution mechanism with mounts and drive, a small batch funnel and mounts, a bulk seed hopper and mounts, and a protective safety cover that is used with the small batch funnel.



STANDARD BULK SEED METERING EQUIPMENT
LARGE BULK SEED HOPPER AND STANDARD POCKETED FEED WHEEL SHOWN.
NOTE LOCATION OF THE DROP TUBE POSITIONED OVER THE FEED WHEEL

ADDITIONAL OPTIONAL EQUIPMENT ORDER AS NECESSARY TO MEET SPECIAL SOWING NEEDS


S12003, FEEDER DIVIDER PACKAGE

The **Feeder Divider** attachment is used to plot seeding of extremely small seed lots. The user will normally need this option when either of the following criteria are true:


- The total bed length for the seed lot is less than 10 feet, or
- When the entire seed lot is distributed evenly in the pockets of the **Feeder Wheel**, the seed does not completely cover the bottom of the pockets.

The **Feeder Divider** is used in a manner similar to the **Small Batch Funnel**. The difference is the seed lot will be sown in a partial revolution of the feeder wheel.

The **FEEDER DIVIDER OPTION, S12003**, consists of a Seed Cup machined to fit over the Feeder Shaft and the Feeder Cone, an adjustable position gate to set the portion of the feeder wheel to be used, and a fixed gate that connects the Feeder Divider to the Feeder Wheel.



S12003, FEEDER DIVIDER OPTION




Install the Feeder Divider as shown on the previous page. The Sowing Record should show the portion of the Feeder Wheel necessary for the seed lot. The setting shown has the adjustable divider gate set for approximately 1/2 revolution of the Feeder Wheel.

Place the seed in the Seed Cup portion of the Feeder Divider. Place seed only in the portion of the cup that corresponds with the portion of the Feeder Wheel used.

NOTE: Be sure the Feeder Wheel is positioned so **NO** seed will fall through the Feeder Plate when the seed cup is raised.

Raise the seed cup so that all of the seed will flow down the Feeder Cone and distribute evenly in the pockets of the Feeder Wheel.



Engage the clutch and proceed sowing.


Repeat this procedure for the remaining lots.

S12018, VERTICAL FLUTED FEEDER



For small seeds such as hemlock the bulk seed hopper dispenses too much seed. The Vertical Fluted Feeder is used for low density sowing and for small seeded (50,000 seeds or more per pound) species that are hard to sow with the Bulk Seed Hopper.

The Vertical Fluted Feeder option consists of a Fluted Feeder Mounting Bracket, a Hopper with feed control gate and feeder console that supports the hopper, and the brass Flute.



S12018, VERTICAL FLUTED FEEDER OPTION

The rate seeds are dispersed is adjusted by moving the sliding plate of the seed hopper up or down.



The flutes are driven by the rotating Feeder Wheel. When properly installed the Fluted Feeder rotates with the Feeder Wheel.



Detail of flutes with the wiper and wiper plate removed.


Calibrating the Fluted Feeder is similar to calibrating the Bulk Seed Hopper. The weight of seed per foot must be known. In this example, 1 gram of seed per foot of travel is desired. The spinner-distributor head is swung out of the way and the hopper of the Vertical Fluted Feeder is filled with seed. The Feeder Wheel is rotated by hand to charge the system. The Feeder Wheel is then rotated one complete revolution and the seeds that are dispersed are collected and weighed.

The seeds collected weighed 35 grams. Since 1 gram per foot is needed the variable ratio transmission would be set for 35 feet of travel per one complete revolution of the feeder wheel.

Several seed lots can be calibrated as long as the sliding plate is not moved.

S12047, LARGE SEED CONVERSION OPTION

The large seed conversion option consists of a Bulk Seed Hopper with an elliptical drop tube approximately 1-1/2" minor diameter by 3" major diameter, a Seed Metering Wheel with pockets twice the size of the standard wheel, and a Concentrator Funnel with a large bore taper with the outlet diameter approximately 2" in diameter. No nozzles are used. The Large Seed Metering Option is used to sow large diameter, low germination seeds, and other seeder applications where accuracy is of less importance than the ability to get multiple rows sown.



S12047, LARGE SEED CONVERSION OPTION

J.E. LOVE CO.

309 WEST CALIFORNIA STREET, P.O. BOX 188

GARFIELD, WASHINGTON 99130-0188

TELEPHONE: (509) 635-1321

FAX: (509) 635-1434